



actual size

Real Time Clock Modul · JR8900

- RTC module with I²C interface, dimension 3.2 x 2.5 mm
- contains 32.768kHz crystal and temperature compensation
- wide supply voltage range 2.0 V - 5.5 V
- very low current consumption
- seam sealed ceramic/metal package



RoHS compliant



Pb free



REACH compliant



Conflict mineral free

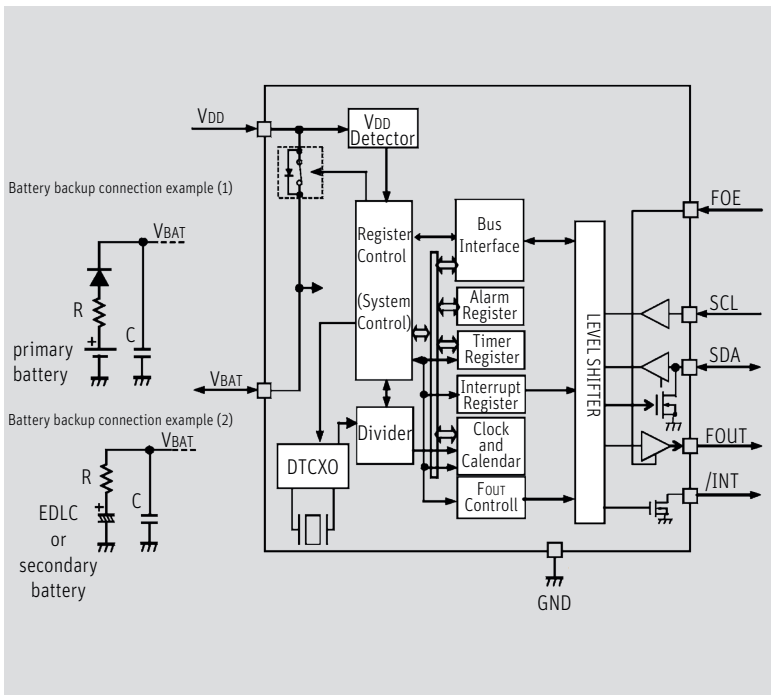
FEATURE LIST

TYPE

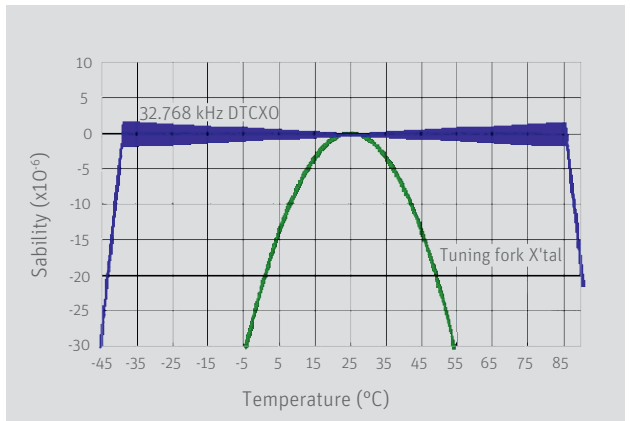
JR8900 temperature compensated RTC module with I²C I/F

RTC module with built-in 32.768 kHz crystal unit	interrupt output, configurable to every minute or every second
high frequency stability due to temperature compensation	alarm interrupt returns date / day / hour / minute
internal temperature sensor readout register available	auto repeat wakeup timer interruption
I ² C-Bus interface with 400 kHz fast mode type	wakeup timer function
low operation current 350 nA typ. at 3 V, temp. compensation every 2 seconds	fast time setting function for precise time synchronization
automatically switches to backup power supply by monitoring the V _{DD} voltage	temperature compensated clock output selectable 1 Hz / 1024 Hz / 32768 Hz

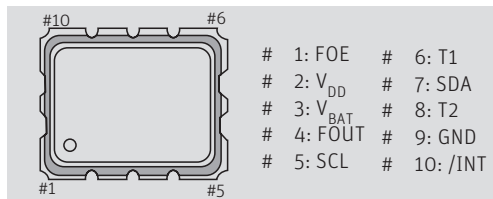
BLOCK DIAGRAM



TEMPERATURE COMPENSATION



PIN CONNECTION



PIN DESCRIPTION

Signal Name	Pin	I / O	Function	Information
FOE	#1	I	control pin for FOUT	to enable the FOUT signal output
V _{DD}	#2	-	power supply pin	V _{DD} supply voltage
V _{BAT}	#3	-	power supply pin for backup battery	to connect an EDLC / super capacitor, a secondary battery or a primary battery in the backup voltage range the module is supplied from this pin
FOUT	#4	O	frequency output pin (CMOS)	according to frequency selection: 32.768 kHz, 1024 Hz, 1 Hz
SCL	#5	I	serial clock input pin	I ² C serial clock input
T1	#6	-	test pin for factory use	leave this pin unconnected
SDA	#7	I / O	serial data input and output pin	I ² C serial data input / output
T2	#8	-	test pin for factory use	leave this pin unconnected
GND	#9	-	ground pin	
/INT	#10	O	interrupt output	occurring at alarm, wakeup timer or time update events even in backup mode (N-channel open drain)

