



actual size

Oscillator JO54H · 1.8 V

- High Stability Oscillator with Stop Function · 5.0 x 3.2 mm
- Stability suitable for wireless application (Bluetooth, WiFi etc.)
- LVCMOS / HCMOS compatible output
- Low phase jitter, no PLL
- Seam sealed ceramic/metal package



RoHS compliant



Pb free



REACH compliant



Conflict mineral free

GENERAL DATA

TYPE		JO54H 1.8 V
frequency range	4.0 ~ 54.0 MHz (15 pF max.)	
frequency stability over all*	± 10 ppm ~ ± 20 ppm see table 1	
aging 1 st year	±2 ppm max.	
current consumption max.	3.5 mA ≤ 20.0 MHz / 5.0 mA ≤ 54.0 MHz	
supply voltage V _{DC}	1.8 V ± 5%	
temperature	operating	-20 °C ~ +70 °C / -40 °C ~ +85 °C
	storage	-40 °C ~ +105 °C
output	rise & fall time	5 nsec max.
	load max.	15 pF
	current max.	4.0 mA
	low level max.	0.4 V
	high level min.	V _{DC} - 0.4 V
output enable time max.	3 ms	
output disable time max.	250 ns	
start-up time max.	3 ms	
standby function	stop	
standby current max.	10 µA	
phase jitter 12 kHz ~20 MHz	< 0.4 ps RMS (fo ≥ 26.0 MHz)	
symmetry at 0.5 x V _{DC}	45% ~ 55% max.	

* includes stability at 25 °C, operating temp. range, supply voltage change, shock and vibration, aging 1st year.

TABLE 1: FREQUENCY STABILITY CODE

stability code	D ± 20 ppm	E ± 15 ppm	F ± 10 ppm
-20 °C ~ +70 °C	○	○	○
-40 °C ~ +85 °C	○	○	○

○ available

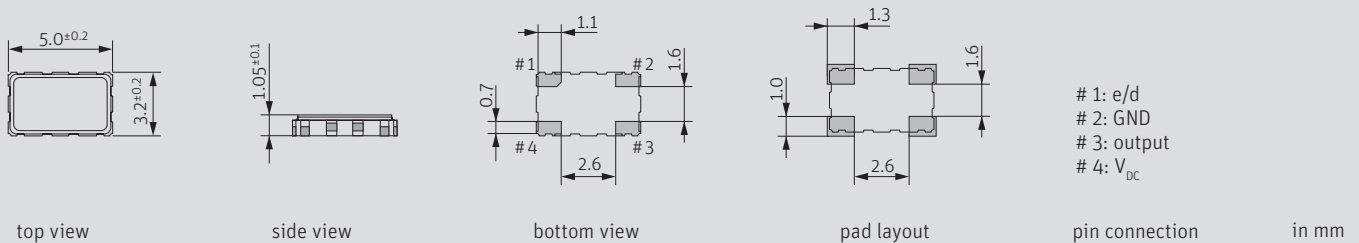
TABLE 2: RISE & FALL TIME MAX.

5 ns: 4.0 ~ 54.0 MHz	note: - specific data on request - rise time: 0.1 V _{DC} ~ 0.9 V _{DC} - fall time: 0.9 V _{DC} ~ 0.1 V _{DC}
----------------------	--

ENABLE / DISABLE FUNCTION

pin #1 (e/d control)	pin #4 (output)
open	active
high "1" (V _{IH} ≥ 0.7 V _{DC})	active
low "0" (V _{IL} ≤ 0.3 V _{DC})	high impedance
stop function:	
• oscillator stops • output high impedance	

DIMENSIONS



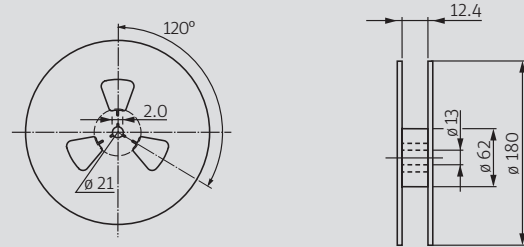
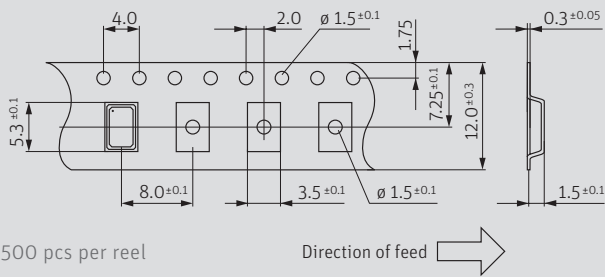
ORDER INFORMATION

0	frequency	type	frequency stability code	supply voltage code	output load code	option
Oscillator	4.0 ~ 54.0 MHz	JO54H	see table 1	1.8 = 1.8 V	1 = 15 pF	blank = -20 °C ~ +70 °C T1 = -40 °C ~ +85 °C

Example: 0 40.0-JO54H-F-1.8-1-T1-LF (Suffix LF = RoHS compliant / Pb free)

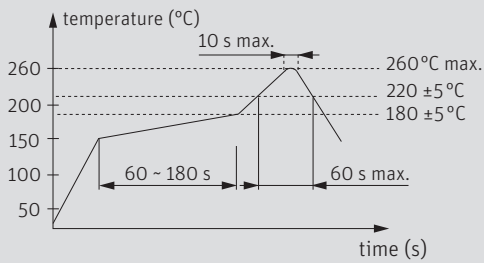
Oscillator J054H · 1.8 V · High Stability Low Power Oscillator

TAPING SPECIFICATION



in mm

REFLOW SOLDERING PROFILE



note: parts are also suitable for soldering systems with lead (Pb) content

MARKING

frequency

company / stability code / voltage code / date code

date code: A ~ M: Jan. - Dec.

1: 2021 2: 2022 3: 2023 4: 2024 5: 2025 6: 2026

Jan.	Febr.	Mar.	Apr.	May	June
A	B	C	D	E	F
July	Aug.	Sept.	Oct.	Nov.	Dec.
G	H	J	K	L	M

PACKAGING NOTE

- standard packing unit is 500 pieces per reel
- non-multiple packing units are only supplied taped / bulk