
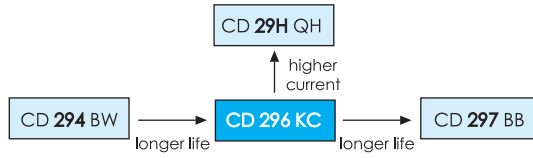


CD 296 KC SERIES



3000h at 105°C

- Long Life at High Temperature
- High Ripple Current
- Professional Power Supplies

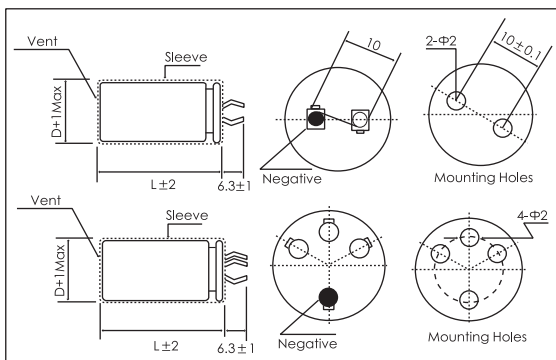


Items	Characteristics		
Operating Temperature Range (°C)	-40 ~ +105	-25 ~ +105	
Voltage Range (V)	16 ~ 100	160 ~ 550	
Capacitance Range (µF)	56 ~ 47000		
Capacitance Tolerance (20°C, 120Hz)	± 20%		
Leakage Current (µA)	After 5 minutes at 20°C application of rated voltage, leakage current is not more than 0.01CV or 1.5mA, whichever is smaller. C: Nominal Capacitance (µF) V: Rated Voltage (V)		
Dissipation Factor (20°C, 120Hz)	Rated Voltage (V)	16 25 35 50 63~100 160~400 420~550	
	Tan δ (max)	0.50 0.40 0.35 0.30 0.20 0.15 0.20	
Stability at Low Temperature (Impedance Ratio at 120Hz)	Rated Voltage (V)	16~100 160~200 250~550	
	$Z_{-25°C} / Z_{+20°C}$	4	
	$Z_{-40°C} / Z_{+20°C}$	15	-

	Useful Life		Load Life	Endurance Test	Shelf Life
Lifetime	5000h	>200000h	3000h	4000h	1000h
Leakage Current	Not more than specified value		Not more than specified value	Not more than specified value	Not more than specified value
Capacitance Change	Within ± 30% of initial value		Within ± 20% of initial value	Within ± 20% of initial value	Within ± 20% of initial value
Dissipation Factor	Not more than 300% of specified value		Not more than 200% of specified value	Not more than 200% of specified value	Not more than 200% of specified value
Condition: Applied Voltage Applied Current Applied Temperature	U_R I_R 105°C	U_R $1.4 \times I_R$ 40°C	U_R I_R 105°C	U_R $I_R = 0$ 105°C	$U_R = 0$ $I_R = 0$ 105°C After test: U_R to be applied for 30min >24h before measurement

Dimensions

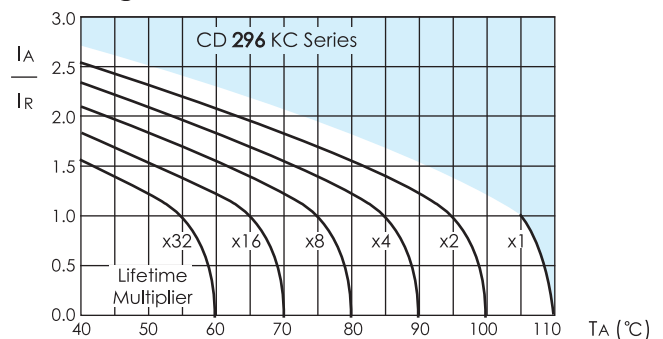
mm



Frequency Coefficient

Voltage (V)	Frequency					
	50/60Hz	120Hz	300Hz	1kHz	10kHz	≥50kHz
≤ 100	0.95	1.00	1.07	1.13	1.19	1.20
160 ~ 250	0.87	1.00	1.17	1.32	1.45	1.50
≥ 315	0.80	1.00	1.16	1.30	1.41	1.43

Lifetime Diagram



I_A = actual ripple current at 120Hz, I_R = rated ripple current at 120Hz, 105°C
Multiplier of Useful Life as a function of ambient temperature and ripple current load

Temperature Coefficient

Temperature (°C)	+40	+55	+70	+80	+105
Coefficient	2.7	2.5	2.1	1.7	1.00

Ratings for CD 296 KC Series

U _R (Surge Voltage) Code	Rated Capacitance	Max ESR 20°C, 120Hz	Typ ESR 20°C, 120Hz	Rated Ripple Current 105°C, 120Hz	Size ΦD x L	P/N
(V)	(μF)	(mΩ)	(mΩ)	(Arms)	(mm)	-
16 (20) 1C	6800	98	68	1.6	22 x 25	ECS1CKC682M□□220025
	8200	81	57	1.80	25 x 25	ECS1CKC822M□□250025
	10000	66	46	1.99	22 x 30	ECS1CKC103M□□220030
		66	46	1.99	25 x 25	ECS1CKC103M□□250025
	12000	55	39	2.28	22 x 35	ECS1CKC123M□□220035
		55	39	2.3	25 x 30	ECS1CKC123M□□250030
		55	39	2.38	30 x 25	ECS1CKC123M□□300025
	15000	44	31	2.64	22 x 40	ECS1CKC153M□□220040
		44	31	2.68	25 x 35	ECS1CKC153M□□250035
	18000	37	26	2.98	22 x 45	ECS1CKC183M□□220045
		37	26	3.04	25 x 40	ECS1CKC183M□□250040
		37	26	3	30 x 30	ECS1CKC183M□□300030
	22000	37	26	3.1	35 x 25	ECS1CKC183M□□350025
		30	21	3.4	25 x 45	ECS1CKC223M□□250045
		30	21	3.39	30 x 35	ECS1CKC223M□□300035
	27000	25	17	3.81	25 x 50	ECS1CKC273M□□250050
		25	17	3.83	30 x 40	ECS1CKC273M□□300040
		25	17	3.74	35 x 30	ECS1CKC273M□□350030
	33000	20	14	4.3	30 x 45	ECS1CKC333M□□300045
		20	14	4.24	35 x 35	ECS1CKC333M□□350035
39000	17	12	4.74	30 x 50	ECS1CKC393M□□300050	
	17	12	4.72	35 x 40	ECS1CKC393M□□350040	
47000	14	10	5.27	35 x 45	ECS1CKC473M□□350045	
4700	113	79	1.55	22 x 25	ECS1EKC472M□□220025	
5600	95	66	1.70	25 x 25	ECS1EKC562M□□250025	
6800	78	55	1.91	22 x 30	ECS1EKC682M□□220030	
	78	55	1.91	25 x 25	ECS1EKC682M□□250025	
8200	65	45	2.14	22 x 35	ECS1EKC822M□□220035	
	65	45	2.16	25 x 30	ECS1EKC822M□□250030	
	65	45	2.25	30 x 25	ECS1EKC822M□□300025	
10000	53	37	2.4	22 x 40	ECS1EKC103M□□220040	
	53	37	2.44	25 x 35	ECS1EKC103M□□250035	
	44	31	2.69	22 x 45	ECS1EKC123M□□220045	
12000	44	31	2.74	25 x 40	ECS1EKC123M□□250040	
	44	31	2.7	30 x 30	ECS1EKC123M□□300030	
	44	31	2.8	35 x 25	ECS1EKC123M□□350025	
15000	35	25	3.15	25 x 45	ECS1EKC153M□□250045	
	35	25	3.13	30 x 35	ECS1EKC153M□□300035	
	35	25	3.22	35 x 30	ECS1EKC153M□□350030	
18000	30	21	3.54	25 x 50	ECS1EKC183M□□250050	
	30	21	3.54	30 x 40	ECS1EKC183M□□300040	
22000	24	17	4.24	30 x 45	ECS1EKC223M□□300045	
	24	17	3.96	35 x 35	ECS1EKC223M□□350035	
27000	20	14	4.75	35 x 45	ECS1EKC273M□□350045	
33000	16	11	5.39	35 x 50	ECS1EKC333M□□350050	
25 (32) 1E	3300	141	99	1.43	22 x 25	ECS1VKC332M□□220025
	3900	119	83	1.65	22 x 30	ECS1VKC392M□□220030
	4700	99	69	1.78	25 x 25	ECS1VKC472M□□250025
	5600	83	58	2.02	22 x 35	ECS1VKC562M□□220035
		83	58	2.04	25 x 30	ECS1VKC562M□□250030
		83	58	2.12	30 x 25	ECS1VKC562M□□300025
	6800	68	48	2.28	22 x 40	ECS1VKC682M□□220040
		68	48	2.31	25 x 35	ECS1VKC682M□□250035
		57	40	2.67	22 x 50	ECS1VKC822M□□220050
	8200	57	40	2.6	25 x 40	ECS1VKC822M□□250040
		57	40	2.56	30 x 30	ECS1VKC822M□□300030
		57	40	2.78	35 x 25	ECS1VKC822M□□350025
	10000	46	33	2.92	25 x 45	ECS1VKC103M□□250045
		46	33	2.92	30 x 35	ECS1VKC103M□□300035
		39	27	3.26	25 x 50	ECS1VKC123M□□250050
	12000	39	27	3.28	30 x 40	ECS1VKC123M□□300040
		39	27	3.2	35 x 30	ECS1VKC123M□□350030
		31	22	3.74	30 x 45	ECS1VKC153M□□300045
	15000	31	22	3.69	35 x 35	ECS1VKC153M□□350035
		18000	26	18	4.16	35 x 40
22000	21	15	4.92	35 x 50	ECS1VKC223M□□350050	
35 (44) 1V	1800	221	155	1.31	22 x 25	ECS1HKC182M□□220025
	2200	181	127	1.45	22 x 30	ECS1HKC222M□□220030
	2700	147	103	1.7	22 x 30	ECS1HKC272M□□220030
		147	103	1.7	25 x 25	ECS1HKC272M□□250025
	3300	121	84	1.98	22 x 35	ECS1HKC332M□□220035
		121	84	2	25 x 30	ECS1HKC332M□□250030
	3900	102	72	2.25	22 x 40	ECS1HKC392M□□220040
		102	72	2.28	25 x 35	ECS1HKC392M□□250035
		102	72	2.22	30 x 25	ECS1HKC392M□□300025
	4700	85	59	2.56	22 x 45	ECS1HKC472M□□220045
		85	59	2.58	30 x 30	ECS1HKC472M□□300030
		85	59	2.67	35 x 25	ECS1HKC472M□□350025
	5600	71	50	2.89	22 x 50	ECS1HKC562M□□220050
		71	50	2.81	25 x 40	ECS1HKC562M□□250040
		71	50	2.95	30 x 35	ECS1HKC562M□□300035
	6800	59	41	3.37	25 x 50	ECS1HKC682M□□250050
		59	41	3.39	30 x 40	ECS1HKC682M□□300040
		59	41	3.31	35 x 30	ECS1HKC682M□□350030

U _R (Surge Voltage) Code	Rated Capacitance	Max ESR 20°C, 120Hz	Typ ESR 20°C, 120Hz	Rated Ripple Current 105°C, 120Hz	Size ΦD x L	P/N
(V)	(μF)	(mΩ)	(mΩ)	(Arms)	(mm)	-
50 (63) 1H	8200	49	34	3.71	30 x 45	ECS1HKC822M□□300045
		49	34	3.66	35 x 35	ECS1HKC822M□□350035
	10000	40	28	4.09	30 x 50	ECS1HKC103M□□300050
		40	28	4.07	35 x 40	ECS1HKC103M□□350040
	12000	33	23	4.5	35 x 45	ECS1HKC123M□□350045
		1200	221	155	1.25	22 x 25
	1500	177	124	1.39	22 x 25	ECS1JKC152M□□220025
		1800	147	103	1.52	22 x 30
	1800	147	103	1.52	25 x 25	ECS1JKC182M□□250025
		1200	121	84	1.73	22 x 35
2200	121	84	1.75	25 x 30	ECS1JKC222M□□250030	
	98	69	1.97	22 x 40	ECS1JKC272M□□220040	
	98	69	1.99	25 x 35	ECS1JKC272M□□250035	
2700	98	69	1.93	30 x 25	ECS1JKC272M□□300025	
	80	56	2.32	22 x 50	ECS1JKC332M□□220050	
	80	56	2.27	25 x 40	ECS1JKC332M□□250040	
3300	80	56	2.24	30 x 30	ECS1JKC332M□□300030	
	80	56	2.41	35 x 25	ECS1JKC332M□□350025	
	3900	68	48	2.54	25 x 45	ECS1JKC392M□□250045
3900	68	48	2.55	30 x 35	ECS1JKC392M□□300045	
	57	40	2.88	25 x 50	ECS1JKC472M□□250050	
	4700	57	40	2.9	30 x 40	ECS1JKC472M□□300040
5600	57	40	2.83	35 x 30	ECS1JKC472M□□350030	
	47	33	3.28	30 x 45	ECS1JKC562M□□300045	
	47	33	3.24	35 x 35	ECS1JKC562M□□350035	
6800	39	27	3.73	30 x 50	ECS1JKC682M□□300050	
	39	27	3.71	35 x 40	ECS1JKC682M□□350040	
	8200	32	23	4.16	35 x 45	ECS1JKC822M□□350045
10000	27	19	4.69	35 x 50	ECS1JKC103M□□350050	
820	324	227	1.11	22 x 25	ECS1KKC821M□□220025	
	1000	265	186	1.25	22 x 25	ECS1KKC102M□□220025
1200	221	155	1.39	22 x 30	ECS1KKC122M□□220030	
	221	155	1.39	25 x 25	ECS1KKC122M□□250025	
1500	177	124	1.61	22 x 35	ECS1KKC152M□□220035	
	177	124	1.62	25 x 30	ECS1KKC152M□□250030	
	1800	147	103	1.83	22 x 40	ECS1KKC182M□□220040
1800	147	103	1.81	30 x 25	ECS1KKC182M□□300025	
	121	84	2.09	22 x 45	ECS1KKC222M□□220045	
	121	84	2.01	25 x 35	ECS1KKC222M□□250035	
2200	121	84	2.1	30 x 30	ECS1KKC222M□□300030	
	121	84	2.17	35 x 25	ECS1KKC222M□□350025	
	98	69	2.43	25 x 45	ECS1KKC272M□□250045	
2700	98	69	2.43	30 x 35	ECS1KKC272M□□300035	
	80	56	2.76	25 x 50	ECS1KKC332M□□250050	
	80	56	2.78	30 x 40	ECS1KKC332M□□300040	
3300	80	56	2.71	35 x 30	ECS1KKC332M□□350030	
	3900	68	48	3.12	30 x 45	ECS1KKC392M□□300045
	68	48	3.07	35 x 35	ECS1KKC392M□□350035	
4700	57	40	3.56	30 x 50	ECS1KKC472M□□300050	
	57	40	3.5	35 x 40	ECS1KKC472M□□350040	
	5600	47	33	3.87	35 x 45	ECS1KKC562M□□350045
6800	39	27	4.19	35 x 50	ECS1KKC682M□□350050	
560	474	332	1.07	22 x 25	ECS2AKC561M□□220025	
	680	391	274	1.20	22 x 30	ECS2AKC681M□□220030
	820	324	227	1.35	22 x 30	ECS2AKC821M□□220030
820	324	227	1.35	25 x 25	ECS2AKC821M□□250025	
	265	186	1.54	22 x 35	ECS2AKC102M□□220035	
	265	186	1.56	25 x 30	ECS2AKC102M□□250030	
1000	221	155	1.74	22 x 40	ECS2AKC122M□□220040	
	221	155	1.76	25 x 35	ECS2AKC122M□□250035	
	221	155	1.71	30 x 25	ECS2AKC122M□□300025	
1200	177	124	1.99	22 x 45	ECS2AKC152M□□220045	
	177	124	2.03	25 x 40	ECS2AKC152M□□250040	
	177	124	2	30 x 30	ECS2AKC152M□□300030	
1500	177	124	2.07	35 x 25	ECS2AKC152M□□350025	
	147	103	2.28	25 x 45	ECS2AKC182M□□250045	
	147	103	2.27	30 x 35	ECS2AKC182M□□300035	
1800	121	84	2.57	25 x 50	ECS2AKC222M□□250050	
	121	84	2.59	30 x 40	ECS2AKC222M□□300040	
	121	84	2.52	35 x 30	ECS2AKC222M□□350030	
2200	98	69	2.94	30 x 45	ECS2AKC272M□□300045	
	98	69	2.9	35 x 35	ECS2AKC272M□□350035	
	80	56	3.32	30 x 50	ECS2AKC332M□□300050	
3300	80	56	3.31	35 x 40	ECS2AKC332M□□350040	
	3900	68	48	3.69		

CD 296 KC SERIES



Ratings for CD 296 KC Series

U _R (Surge Voltage) Code	Rated Capacitance	Max ESR 20°C, 120Hz	Typ ESR 20°C, 120Hz	Rated Ripple Current 105°C, 120Hz	Size ΦD x L	P/N	
(V)	(μF)	(mΩ)	(mΩ)	(Arms)	(mm)	-	
160 (200) 2C	680	293	205	1.7	22 x 45	ECS2CKC681M□□220045	
		293	205	1.81	25 x 35	ECS2CKC681M□□250035	
		293	205	1.82	30 x 25	ECS2CKC681M□□300025	
	820	243	170	1.91	22 x 50	ECS2CKC821M□□220050	
		243	170	1.98	25 x 40	ECS2CKC821M□□250040	
		243	170	1.98	30 x 30	ECS2CKC821M□□300030	
		243	170	1.93	35 x 25	ECS2CKC821M□□350025	
	1000	199	139	2.04	25 x 45	ECS2CKC102M□□250045	
		199	139	2.14	30 x 35	ECS2CKC102M□□300035	
	1200	166	116	2.12	25 x 50	ECS2CKC122M□□250050	
		166	116	2.22	30 x 40	ECS2CKC122M□□300040	
		166	116	2.4	35 x 30	ECS2CKC122M□□350030	
	1500	133	93	2.46	30 x 45	ECS2CKC152M□□300045	
		133	93	2.53	35 x 35	ECS2CKC152M□□350035	
	1800	111	77	2.98	35 x 45	ECS2CKC182M□□350045	
	2200	91	63	3.1	35 x 50	ECS2CKC222M□□350050	
	2700	74	51	3.92	35 x 60	ECS2CKC272M□□350060	
	3300	60	42	4.63	35 x 70	ECS2CKC332M□□350070	
	180 (225) 2K	270	737	516	1.08	22 x 25	ECS2KCC271M□□220025
			330	603	1.3	22 x 30	ECS2KCC331M□□220030
390		510	357	1.35	25 x 25	ECS2KCC391M□□250025	
		424	296	1.5	22 x 35	ECS2KCC471M□□220035	
470		424	296	1.62	25 x 30	ECS2KCC471M□□250030	
		355	249	1.62	22 x 40	ECS2KCC561M□□220040	
560		355	249	1.69	25 x 35	ECS2KCC561M□□250035	
		355	249	1.67	30 x 25	ECS2KCC561M□□300025	
		293	205	1.76	22 x 50	ECS2KCC681M□□220050	
680		293	205	1.72	25 x 40	ECS2KCC681M□□250040	
		293	205	1.74	30 x 30	ECS2KCC681M□□300030	
		293	205	1.92	35 x 25	ECS2KCC681M□□350025	
820		243	170	1.78	25 x 45	ECS2KCC821M□□250045	
		243	170	1.85	30 x 35	ECS2KCC821M□□300035	
1000		199	139	1.91	25 x 50	ECS2KCC102M□□250050	
		199	139	2.01	30 x 40	ECS2KCC102M□□300040	
1200		166	116	2.16	35 x 30	ECS2KCC102M□□350030	
		166	116	2.19	30 x 45	ECS2KCC122M□□300045	
1500		133	93	2.34	35 x 35	ECS2KCC122M□□350035	
		133	93	2.36	30 x 50	ECS2KCC152M□□300050	
1800	111	77	2.67	35 x 45	ECS2KCC182M□□350045		
200 (250) 2D	2200	91	63	3.4	35 x 55	ECS2KCC222M□□350055	
		74	52	4	35 x 65	ECS2KCC272M□□350065	
	330	905	633	1.08	22 x 25	ECS2DKC221M□□220025	
		603	422	1.3	22 x 30	ECS2DKC331M□□220030	
	390	603	422	1.35	25 x 25	ECS2DKC331M□□250025	
		510	357	1.41	22 x 35	ECS2DKC391M□□220035	
	470	424	296	1.5	22 x 40	ECS2DKC471M□□220040	
		424	296	1.47	25 x 30	ECS2DKC471M□□250030	
	560	424	296	1.56	30 x 25	ECS2DKC471M□□300025	
		355	249	1.58	22 x 45	ECS2DKC561M□□220045	
		355	249	1.60	25 x 35	ECS2DKC561M□□250035	
	680	293	205	1.78	22 x 50	ECS2DKC681M□□220050	
		293	205	1.8	25 x 40	ECS2DKC681M□□250040	
		293	205	1.82	30 x 30	ECS2DKC681M□□300030	
	820	293	205	1.86	35 x 25	ECS2DKC681M□□350025	
		243	170	1.97	25 x 50	ECS2DKC821M□□250050	
		243	170	1.99	30 x 35	ECS2DKC821M□□300035	
	1000	243	170	2.07	35 x 30	ECS2DKC821M□□350030	
		199	139	2.17	30 x 45	ECS2DKC102M□□300045	
	1200	199	139	2.22	35 x 35	ECS2DKC102M□□350035	
166		116	2.32	30 x 50	ECS2DKC122M□□300050		
1500	166	116	2.42	35 x 40	ECS2DKC122M□□350040		
	133	93	2.59	35 x 45	ECS2DKC152M□□350045		
1800	111	77	2.7	35 x 50	ECS2DKC182M□□350050		
250 (300) 2E	2200	91	63	3.23	35 x 60	ECS2DKC222M□□350060	
		180	1106	774	0.94	22 x 25	ECS2EKC181M□□220025
	270	905	633	1.1	22 x 30	ECS2EKC221M□□220030	
		905	633	1.15	25 x 25	ECS2EKC221M□□250025	
	330	737	516	1.13	22 x 35	ECS2EKC271M□□220035	
		603	422	1.2	22 x 40	ECS2EKC331M□□220040	
	390	603	422	1.3	25 x 30	ECS2EKC331M□□250030	
		603	422	1.3	30 x 25	ECS2EKC331M□□300025	
	470	510	357	1.41	22 x 45	ECS2EKC391M□□220045	
		510	357	1.42	25 x 35	ECS2EKC391M□□250035	
	560	424	296	1.48	22 x 50	ECS2EKC471M□□220050	
		424	296	1.47	25 x 40	ECS2EKC471M□□250040	
	680	424	296	1.51	30 x 30	ECS2EKC471M□□300030	
		424	296	1.50	35 x 25	ECS2EKC471M□□350025	
	820	355	249	1.59	25 x 45	ECS2EKC561M□□250045	
		355	249	1.57	30 x 35	ECS2EKC561M□□300035	
	1000	355	249	1.56	35 x 30	ECS2EKC561M□□350030	
		293	205	1.66	25 x 50	ECS2EKC681M□□250050	
	1200	293	205	1.68	30 x 40	ECS2EKC681M□□300040	
		243	170	1.83	30 x 45	ECS2EKC821M□□300045	
1500	243	170	1.82	35 x 35	ECS2EKC821M□□350035		
	199	139	1.87	30 x 50	ECS2EKC102M□□300050		
1800	199	139	1.99	35 x 40	ECS2EKC102M□□350040		
	166	116	2.1	35 x 45	ECS2EKC122M□□350045		
1500	133	93	2.7	35 x 50	ECS2EKC152M□□350050		
1800	111	77	2.92	35 x 60	ECS2EKC182M□□350060		

U _R (Surge Voltage) Code	Rated Capacitance	Max ESR 20°C, 120Hz	Typ ESR 20°C, 120Hz	Rated Ripple Current 105°C, 120Hz	Size ΦD x L	P/N
(V)	(μF)	(mΩ)	(mΩ)	(Arms)	(mm)	-
315 (365) 2F	100	1990	1095	0.61	22 x 25	ECS2FKC101M□□220025
		120	1659	912	0.68	22 x 30
	150	1327	730	0.76	22 x 35	ECS2FKC151M□□220035
		1327	730	0.78	25 x 25	ECS2FKC151M□□250025
	180	1106	608	0.78	22 x 40	ECS2FKC181M□□220040
		1106	608	0.85	25 x 30	ECS2FKC181M□□250030
	220	905	498	0.91	22 x 45	ECS2FKC221M□□220045
		905	498	0.94	25 x 35	ECS2FKC221M□□250035
		905	498	0.95	30 x 30	ECS2FKC221M□□300030
	270	737	406	0.98	22 x 50	ECS2FKC271M□□220050
		737	406	1.00	25 x 40	ECS2FKC271M□□250040
	330	603	332	1.13	25 x 45	ECS2FKC331M□□250045
		603	332	1.13	30 x 40	ECS2FKC331M□□300040
	390	510	281	1.20	30 x 45	ECS2FKC391M□□300045
		510	281	1.20	35 x 30	ECS2FKC391M□□350030
	470	424	233	1.28	35 x 35	ECS2FKC471M□□350035
		560	355	1.96	1.46	35 x 40
	680	293	161	1.85	35 x 45	ECS2FKC681M□□350045
		820	242	133	2.1	35 x 50
	1000	199	109	2.42	35 x 55	ECS2FKC102M□□350055
68		2927	1610	0.56	22 x 25	ECS2VKC680M□□220025
100	82	2427	1262	0.56	22 x 25	ECS2VKC820M□□220025
	1990	1095	0.7	22 x 30	ECS2VKC101M□□220030	
120	1659	912	0.73	22 x 35	ECS2VKC101M□□250025	
	1327	730	0.79	22 x 40	ECS2VKC151M□□220040	
150	1327	730	0.82	25 x 30	ECS2VKC151M□□250030	
	1327	730	0.82	30 x 25	ECS2VKC151M□□300025	
180	1106	608	0.81	22 x 45	ECS2VKC181M□□220045	
	1106	608	0.89	25 x 35	ECS2VKC181M□□250035	
220	1106	608	0.9	30 x 30	ECS2VKC181M□□300030	
	905	498	0.93	22 x 50	ECS2VKC221M□□220050	
270	905	498	0.97	25 x 40	ECS2VKC221M□□250040	
	905	498	0.98	35 x 25	ECS2VKC221M□□350025	
330	737	406	1.01	25 x 50	ECS2VKC271M□□250050	
	737	406	1.05	30 x 35	ECS2VKC271M□□300035	
390	737	406	1.01	35 x 30	ECS2VKC271M□□350030	
	603	332	1.16	30 x 45	ECS2VKC331M□□300045	
470	603	332	1.16	35 x 35	ECS2VKC331M□□350035	
	510	281	1.26	30 x 50	ECS2VKC391M□□300050	
560	510	281	1.26	35 x 40	ECS2VKC391M□□350040	
	470	424	233	1.35	35 x 45	ECS2VKC471M□□350045
680	355	196	1.51	35 x 50	ECS2VKC561M□□350050	
	820	293	161	1.92	35 x 55	ECS2VKC681M□□350055
820	242	133	2.25	35 x 60	ECS2VKC821M□□350060	
	1000	199	139	2.5	35 x 60	ECS2VKC102M□□350060
400 (450) 2G	68	2927	1522	0.47	22 x 25	ECS2GKC680M□□220025
		2427	1262	0.56	22 x 30	ECS2GKC820M□□220030
82	2427	1262	0.56	25 x 25	ECS2GKC820M□□250025	
	1990	1035	0.62	22 x 30	ECS2GKC101M□□220030	
100	1659	912	0.66	22 x 35	ECS2GKC121M□□220035	
	1659	912	0.68	25 x 30	ECS2GKC121M□□250030	
120	1659	912	0.70	30 x 25	ECS2GKC121M□□300025	
	1327	730	0.73	22 x 40	ECS2GKC151M□□220040	
150	1327	730	0.73	25 x 35	ECS2GKC151M□□250035	
	1106	608	0.78	22 x 45	ECS2GKC181M□□220045	
180	1106	608	0.82	25 x 40	ECS2GKC181M□□250040	
	1106	608	0.83	30 x 30	ECS2GKC181M□□300030	
220	905	471	0.87	25 x 45	ECS2GKC221M□□250045	
	905	471	0.96	30 x 35	ECS2GKC221M□□300035	
270	737	383	0.94	25 x 50	ECS2GKC271M□□250050	
	737	383	0.95	30 x 40	ECS2GKC271M□□300040	
330	737	383	0.91	35 x 30	ECS2GKC271M□□350030	
	603	314	1.11	30 x 45	ECS2GKC331M□□300045	
390	603	314	1.13	35 x 35	ECS2GKC331M□□350035	
	510	265	1.15	30 x 50	ECS2GKC391M□□300050	
470	510	265				

Ratings for CD 296 KC Series

U _r (Surge Voltage) Code	Rated Capacitance	Max ESR 20°C, 120Hz	Typ ESR 20°C, 120Hz	Rated Ripple Current 105°C, 120Hz	Size ΦD x L	P/N	
(V)	(μF)	(mΩ)	(mΩ)	(Arms)	(mm)	-	
420 (470) 2X	470	565	282	1.31	35 × 45	ECS2XKC471M□□350045	
	560	473	237	1.5	35 × 50	ECS2XKC561M□□350050	
	680	391	196	1.9	35 × 55	ECS2XKC681M□□350055	
	820	324	162	2.2	35 × 60	ECS2XKC821M□□350060	
450 (500) 2W	56	4739	2370	0.47	22 × 25	ECS2WKC560M□□220025	
	68	3903	1951	0.56	22 × 30	ECS2WKC680M□□220030	
		3903	1951	0.56	25 × 25	ECS2WKC680M□□250025	
	82	3237	1618	0.64	22 × 35	ECS2WKC821M□□220035	
		2654	1327	0.7	22 × 40	ECS2WKC101M□□220040	
	100	2654	1327	0.7	25 × 30	ECS2WKC101M□□250030	
		2212	1106	0.73	22 × 45	ECS2WKC121M□□220045	
	120	2212	1106	0.73	25 × 35	ECS2WKC121M□□250035	
					22 × 45	ECS2WKC121M□□220045	
		150	1769	885	0.80	22 × 50	ECS2WKC151M□□220050
			1769	885	0.82	25 × 40	ECS2WKC151M□□250040
	180	1769	885	0.83	30 × 30	ECS2WKC151M□□300030	
		1474	737	0.87	25 × 45	ECS2WKC181M□□250045	
		1474	737	0.86	30 × 35	ECS2WKC181M□□300035	
	220	1206	603	0.94	25 × 50	ECS2WKC221M□□250050	
		1206	603	0.95	30 × 40	ECS2WKC221M□□300040	
		1206	603	0.91	35 × 30	ECS2WKC221M□□350030	
	270	983	492	1.11	30 × 45	ECS2WKC271M□□300045	
		983	492	1.13	35 × 35	ECS2WKC271M□□350035	
	330	804	402	1.15	30 × 50	ECS2WKC331M□□300050	
		804	402	1.26	35 × 40	ECS2WKC331M□□350040	
	390	681	340	1.31	35 × 45	ECS2WKC391M□□350045	
	470	565	282	1.5	35 × 50	ECS2WKC471M□□350050	
	560	473	237	1.7	35 × 55	ECS2WKC561M□□350055	
	680	391	196	2.0	35 × 60	ECS2WKC681M□□350060	
		391	196	2.0	40 × 50	ECS2WKC681M□□400050	
	820	324	162	2.2	35 × 65	ECS2WKC821M□□350065	
		324	162	2.3	40 × 60	ECS2WKC821M□□400060	
	1000	265	139	2.6	35 × 75	ECS2WKC102M□□350075	
	500 (550) 2H	47	5647	2823	0.41	22 × 30	ECS2HKC470M□□220030
		56	4739	2370	0.47	22 × 30	ECS2HKC560M□□220030
		68	3903	1951	0.54	22 × 35	ECS2HKC680M□□220035
3237			1618	0.62	22 × 40	ECS2HKC820M□□220040	
82		3237	1618	0.62	25 × 30	ECS2HKC820M□□250030	
		2654	1327	0.67	22 × 45	ECS2HKC101M□□220045	
100		2654	1327	0.67	25 × 35	ECS2HKC101M□□250035	
		2212	1106	0.77	22 × 50	ECS2HKC121M□□220050	
120		2212	1106	0.74	25 × 40	ECS2HKC121M□□250040	
					30 × 30	ECS2HKC121M□□300030	
		1769	885	0.82	25 × 45	ECS2HKC151M□□250045	
150		1769	885	0.85	30 × 40	ECS2HKC151M□□300040	
		1769	885	0.85	35 × 35	ECS2HKC151M□□350035	
		1474	737	0.98	25 × 50	ECS2HKC181M□□250050	
180		1474	737	1.01	30 × 45	ECS2HKC181M□□300045	
		1206	603	1.12	30 × 50	ECS2HKC221M□□300050	
220		1206	603	1.12	35 × 35	ECS2HKC221M□□350035	
		983	492	1.25	30 × 50	ECS2HKC271M□□300050	
270		983	492	1.25	35 × 40	ECS2HKC271M□□350040	
		804	402	1.36	35 × 45	ECS2HKC331M□□350045	
390		681	340	1.54	35 × 50	ECS2HKC391M□□350050	
470		565	282	1.69	35 × 60	ECS2HKC471M□□350060	
560		473	237	1.9	35 × 65	ECS2HKC561M□□350065	
680		391	196	2.2	35 × 70	ECS2HKC681M□□350070	
550 (600) 2Y		180	1474	737	1.06	30 × 50	ECS2YKC181M□□300050
			1474	737	1.06	35 × 35	ECS2YKC181M□□350035
		220	1206	603	1.18	30 × 55	ECS2YKC221M□□300055
			1206	603	1.18	35 × 40	ECS2YKC221M□□350040
		270	983	492	1.31	35 × 45	ECS2YKC271M□□350045
		330	804	402	1.5	35 × 50	ECS2YKC331M□□350050
		390	681	340	1.67	35 × 60	ECS2YKC391M□□350060
		470	565	282	1.95	35 × 70	ECS2YKC471M□□350070
	560	473	237	2.1	35 × 80	ECS2YKC561M□□350080	
		473	237	2.1	40 × 70	ECS2YKC561M□□400070	

SNAP-IN/LUG

Customer products are available on request.