



actual size

Oscillator JOE32 · PECL · 3.3 V

- SMD Low Voltage PECL Oscillator, 3,2 x 2,5 mm
- drives fast PECL logic
- complementary outout, low EMI
- compact & flat ceramic / metal package



RoHS compliant



Pb free



REACH compliant



Conflict mineral free

GENERAL DATA		JOE32 3.3V (3rd OT)
TYPE	JOE32 3.3V (3rd OT)	
frequency range	65.0 ~ 190.0 MHz	
frequency stability over all*	± 25 ppm ~ ± 100 ppm (see table 1)	
current consumption	60 mA max.	
supply voltage V _{DC}	3.3 V ±5%	
temperature	operating	-20 °C ~ +70 °C (T0)
		-40 °C ~ +85 °C (T1)
		-40 °C ~ +105 °C (T2*)
		-40 °C ~ +125 °C (T3*)
	storage	-55 °C ~ +125 °C
output	rise & fall time	0.4 ns (20% ~ 80% of V _{pp})
	load nom.	50 Ω at 1.3 V
	low level max.	1.68 V
	high level min.	2.27 V
output enable time max.	10 ms	
output disable time max.	200 ns	
start-up time max.	10 ms	
standby function	stop	
standby current max.	10 μA	
phase jitter 12 kHz ~ 20.0 MHz	< 0.5 ps RMS	
symmetry at 50% of V _{pp}	45% ~ 55% (40% ~ 60% if T3)	

* ask for availability of higher temperature ranges and frequency stabilities

TABLE 1: FREQUENCY STABILITY CODE

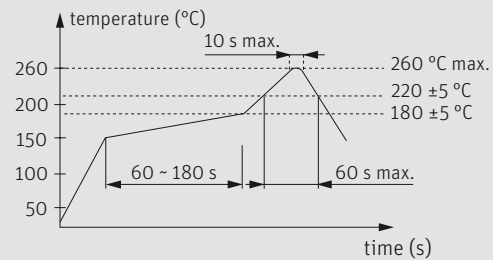
stability code		A	B	G	C
temp. code*		± 100 ppm	±50 ppm	± 30 ppm	± 25 ppm
-20 °C ~ +70 °C	T0	○	○	○	○
-40 °C ~ +85 °C	T1	○	○	○	
-40 °C ~ +105 °C	T2*	○	○		
-40 °C ~ +125 °C	T3*	○	○		

* includes stability at 25 °C, operating temp. range, supply voltage change, shock and vibration, aging 1st year.

ENABLE / DISABLE FUNCTION

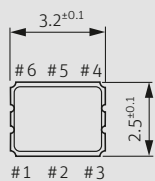
pin #1 (e/d control)	pin #4 / #5 (outputs)
open or ≥ 0.7 V _{CC}	enable
gnd or ≥ 0.3 V _{CC}	high impedance

REFLOW SOLDERING PROFILE

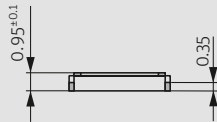


note: parts are also suitable for soldering systems with lead (Pb) content

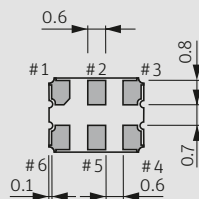
DIMENSIONS



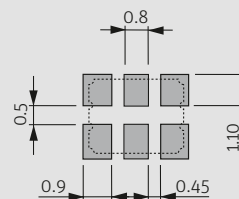
top view



side view



bottom view



pad layout

- # 1: e/d
- # 2: nc
- # 3: ground
- # 4: output 1
- # 5: output 2
- # 6: V_{CC}

pin connection

in mm

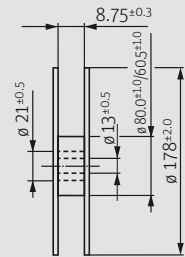
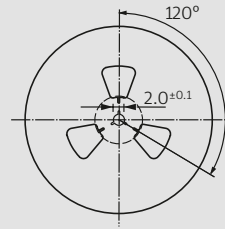
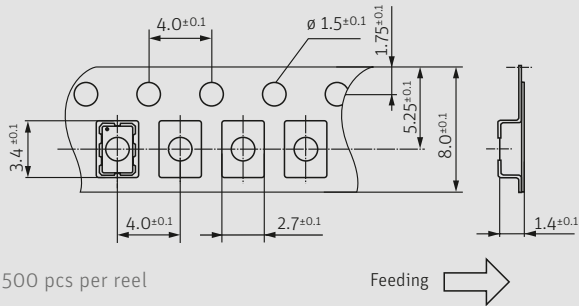
ORDER INFORMATION

0	frequency	type	frequency stability code	supply voltage code	option
Oscillator	65.0 ~ 190.0 MHz	JOE32	see table 1	3.3 = 3.3 V	T0 = -20 °C ~ +70 °C T1 = -40 °C ~ +85 °C T2 = -40 °C ~ +105 °C please ask T3 = -40 °C ~ +125 °C please ask

Example: 0 156.250-JOE32-B-3.3-T1-LF (Suffix LF = RoHS compliant / Pb free)

Oscillator JOE32 · PECL · 3.3 V

TAPING SPECIFICATION



in mm

PACKAGING NOTE

- standard packing unit is 500 pieces per reel
- non-multiple packing units are only supplied taped / bulk

MARKING

company code / frequency

□ **CF / internal code / data code**

date code: A ~ M: Jan. - Dec.

7: 2017 8: 2018 9: 2019 0: 2020 1: 2021 2: 2022

Jan.	Febr.	Mar.	Apr.	May	June
A	B	C	D	E	F
July	Aug.	Sept.	Oct.	Nov.	Dec.
G	H	J	K	L	M