

actual size

Quartz Crystal JTX110

- SMD Tuning Fork Crystal • 1.6 x 1.0 mm
- 32.768 kHz
- package height 0.5 mm max.



RoHS compliant



Pb free



REACH compliant



Conflict mineral free

GENERAL DATA

TYPE	JTX110
frequency	32.768 kHz
frequency tolerance at 25 °C ± 5 °C	± 20 ppm
load capacitance C_L	12.5 pF std. / 10 pF / 9 pF / 7 pF / 6 pF
temperature constant (T_C)	$T_C = -0.04 \text{ ppm} / ^\circ\text{C}^2 \text{ max.}$ $T_C = -0.034 \text{ ppm} / ^\circ\text{C}^2 \text{ typical}$
frequency temperature characteristic	$\Delta f = T_C \cdot (T_A - T_{TP})^2 \text{ in [ppm]}$ $T_A = \text{actual ambient temperature}$ $T_{TP} = 25 \text{ }^\circ\text{C} \pm 5 \text{ }^\circ\text{C}$ $T_{TP} = \text{turning point temperature}$
operating temperature range	-20 °C ~ +70 °C / -40 °C ~ +85 °C
shunt capacitance C_0	1.3 pF typical
series resistance max. (ESR)	80 kΩ
storage temperature	-40 °C ~ +85 °C
drive level max.	0.5 μW
aging first year	< ± 3 ppm

TABLE 1: FREQUENCY STABILITY VS. TEMPERATURE

frequency stability		-80 ppm	-160 ppm
-20 °C ~ +70 °C	STD.	●	
-40 °C ~ +85 °C	T1		●

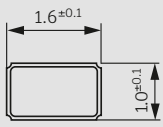
● available

MARKING

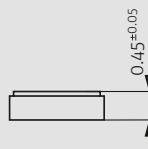
D / A / datecode

D = factory code
A = frequency code = 32.768 kHz
date code = YWW
Y = year
WW = week

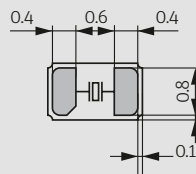
DIMENSIONS



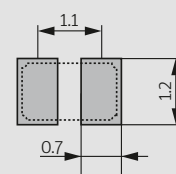
top view



side view



bottom view



pad layout

in mm

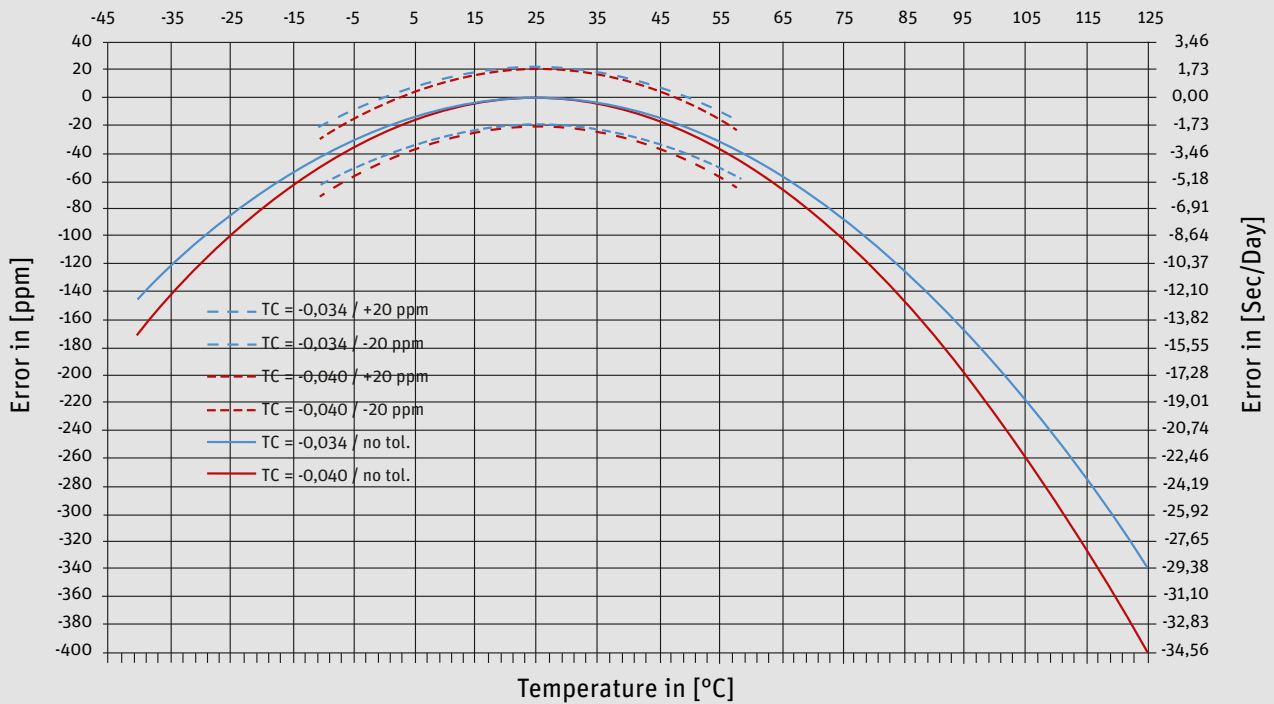
ORDER INFORMATION

Q	frequency	type	load capacitance	tolerance at 25 °C	option
Quartz	0.032768 MHz	JTX110	12.5 pF standard 10 pF 9 pF 7 pF 6 pF	20 = ±20 ppm	blank = -20 °C ~ +70 °C T1 = -40 °C ~ +85 °C

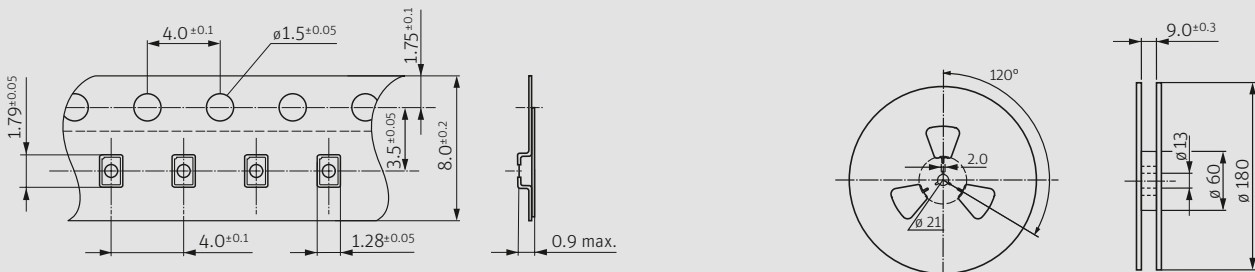
Example: Q 0.032768-JTX110-12.5-20-T1-LF (Suffix LF = RoHS compliant / Pb free)

Quartz Crystal JTX110

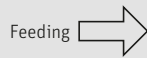
FREQUENCY ERROR VS. TEMPERATURE IN PPM OR SECONDS PER DAY



TAPING SPECIFICATION

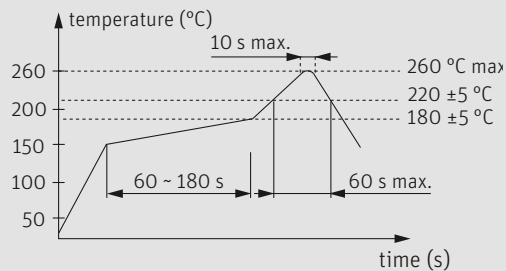


3000 pcs per reel (standard)
1000 pcs per reel (on request)



in mm

REFLOW SOLDERING PROFILE



note: parts are also suitable for soldering systems with lead (Pb) content