



actual size

Automotive SMD Crystal · JXG75P4

- 4 Pad Version, 7.0 x 5.0 mm
- glass sealed ceramic package
- all versions are AEC-Q200 qualified
- HMR version with extended shock & vibration immunity
- RKE version withstands 100x drop test from 150 cm



RoHS compliant



Pb free



REACH compliant



Conflict mineral free

GENERAL DATA

TYPE	JXG75P4	
frequency range	5.0 ~ 50.0 MHz	(fund. AT-cut)
	30.0 ~ 70.0 MHz	(3rd OT AT-cut)
frequency tolerance at 25 °C	±30 ppm, ±50 ppm	
load capacitance C_L	12 pF standard (option: 10 pF ~ 30.0 pF / series)	
shunt capacitance C_0	< 7 pF	
storage temperature	-40 °C ~ +125 °C	
shock resistance	> 100 g (half sine pulse, 6.0 ms)*	
drive level max.	100 µW (10 µW recommended)	
aging	< ±3 ppm first year	

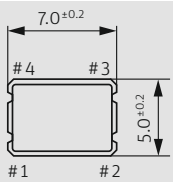
* optional HMR version: 3000G / half sine pulse / 0.3 ms

TABLE 1: FREQUENCY STABILITY VS. TEMPERATURE

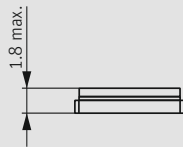
		±30 ppm	±50 ppm	±100 ppm
-20 °C ~ +70 °C	STD.	○	○	○
-40 °C ~ +85 °C	T1	○	○	○
-40 °C ~ +105 °C	T2		○	○
-40 °C ~ +125 °C	T3			○

○ available

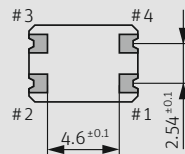
DIMENSIONS



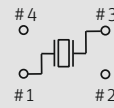
top view



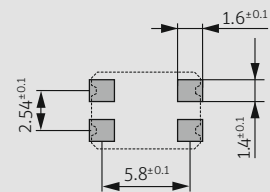
side view



bottom view



crystal connection



pad layout

in mm

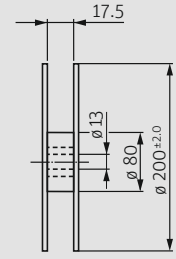
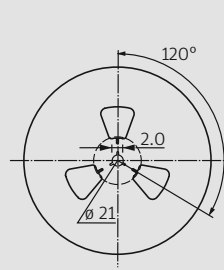
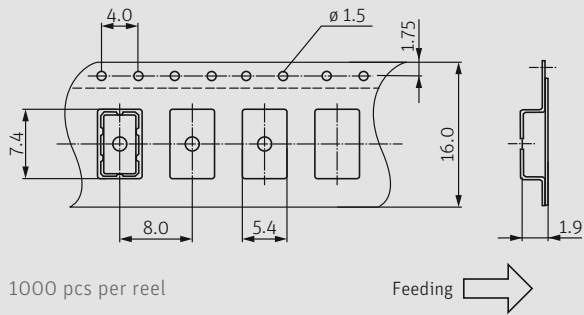
ORDER INFORMATION

Q	frequency	type	load capacitance	tolerance at 25 °C	stability vs. temp. range	option 1	option 2
Quartz	5.0 ~ 70.0 MHz	JXG75P4	12 pF standard 10 pF ~ 30 pF S for series	30 = ±30 ppm 50 = ±50 ppm	30 = ±30 ppm 50 = ±50 ppm 100 = ±100 ppm	blank = -20 °C ~ +70 °C T1 = -40 °C ~ +85 °C T2 = -40 °C ~ +105 °C T3 = -40 °C ~ +125 °C FU = for fundamental frequencies ≥ 20 MHz 3OT = 3rd overtone	AEC = AEC-Q200 qualified HMR = high mechanical reliability (3000g/half sine wave/0.3ms) RKE = for remote keyless entry (drop 100x / 150 cm)

Example: Q 28.0-JXG75P4-12-30/30-T1-FU-AEC-LF (Suffix LF = RoHS compliant / Pb free)

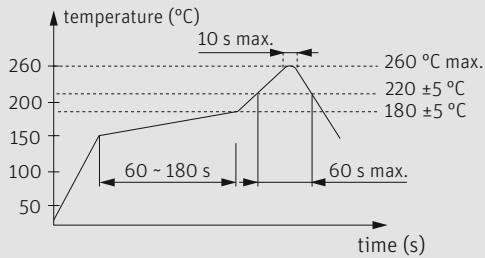
Automotive SMD Crystal · JXG75P4

TAPING SPECIFICATION



in mm

REFLOW SOLDERING PROFILE



note: parts are also suitable for soldering systems with lead (Pb) content

LOAD CAPACITANCE CODES

8 pF: k	14 pF: x	22 pF: g	series: s
9 pF: n	15 pF: j	24 pF: d	T: 3rd OT
10 pF: h	16 pF: b	25 pF: r	
11 pF: l	17 pF: t	27 pF: w	
12 pF: a	18 pF: f	30 pF: .	
13 pF: v	20 pF: c		

example 8.0 MHz / 12 pF: 8a000